

## LED Flat Spot Light 6

Version 4: 28 leds - constant voltage



It is a flat LED fixture designed to be mounted directly into the drywall. It does not require additional HOUSING and it is rated for direct contact with insulation (IC TYPE). It has a cast aluminum casing and high quality acrylic and diffuser.

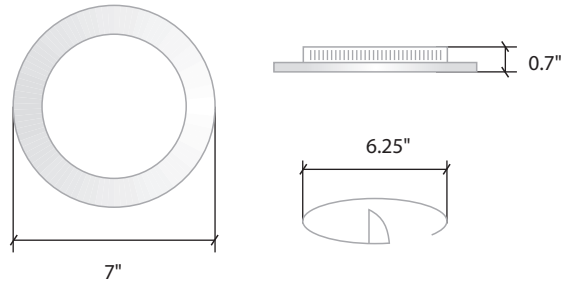
Advantages:

- Remote driver can serve many units.
- Energy Saving up to 90% in comparison with traditional light sources
- Flat shape allows installation on ceilings and walls
- Eliminates the need of installation of pot housings and expensive AC lines
- Samsung LEDs guarantee the best quality, long life span and great lumen output



Accessories - Power Supply 110VAC in set  
8 pcs connect to one 60W driver (CV SYSTEM)

LED    
9.7W = 100W or 2x18W



### Technical Specs

Model	CPRFP6CV28
Casing color	silver, white
Current	110VAC
Power	9.7W
Frequency	60Hz
Safety Certification	II
IP Code	IP20

### Optical Specs

Model	Luminous flux	Beam angle	Color temperature	CRI	Life span of the LED
CPRFP6CV28	650lm	120°	3000°K	+75	50000h
CPRFP4CV18	700lm	120°	4000°K	+75	50000h

LED Flat Spot Light 6